



EPIGENETICALLY
MAPPED IN GERMANY

90-DAY OPTIMIZE IMMUNITY & WELLBEING



- 12 Key Optimization Indicators
- System support indicators
- Cardio support indicators
- Resistance indicators
- Environment Indicators
- Food's & addictive restrictions
- Food to eat

Plan for:

This plan created by:

cell-wellbeing.com

The data in this personalized report was gathered from the hair strands and roots that you returned to us using the sealed alloy postal pack, within 7 days of plucking.

None of these statements have been evaluated by the FDA. This product is not intended to diagnose, treat, cure or prevent any disease or condition. It is intended to provide nutritional food information. The digital process does not provide reproducible indicators as it reflects the changing epigenetic environment at the quantum biological level. Nutritional Food Optimization should only be considered every 90 days. It is NOT recommended that a new Nutritional Food Plan be created within this period.



THE OPTIMIZE IMMUNITY & WELLBEING FOOD PLAN

AN INTRODUCTION FROM MEDICAL PROFESSIONALS

“Optimize Immunity & Wellbeing” is a simple, enjoyable and proven system of aligning your environment to optimize your physical, mental and emotional potential.

Your environment controls up to 98% of the way in which many of your genes express themselves. This means the way in which they act physically and control virtually all aspects of your metabolism and your life.

Currently you, and almost everyone else on the planet, are operating below your potential due to the effects of the environment. Processed foods, low nutrient intake, toxins and chemicals, electromagnetic fields and extremely low frequency influences are responsible for a breakdown in the body’s normal day to day functions.

These functions are driven basic processes which are crucial to the way in which your physical body expresses. Firstly, the quality of new cells your body creates to repair itself and secondly, the nervous system and enzyme processes which are responsible for all bodily processes.

As the environment controls gene expression it is the most crucial aspect of producing optimized cells, which in turn produce optimized tissues, which in turn produce optimized organs and finally systems and the entire organism – or optimized you!

Your enzyme processes are entirely reliant on a constant supply of vitamins, minerals and amino acids for them to operate. Your nervous system is strongly affected by toxins, additives and EMF/ELF. All of these factors can contribute to a breakdown in metabolic function.


To achieve your potential, you need to ensure that these processes are working at their optimized levels. Anything less than optimum and you feel the effects in a loss of function, which can be reflected in low energy, poor sleep, weak immune system, poor concentration, irritability, general aches and pain, slow recovery, susceptibility to injury and more. If left in a sub-optimal state for too long, then this can eventually lead to chronic issues.

The **“Optimize Immunity & Wellbeing”** program is designed to help identify many of the common environmental influences that could be leading to a less-than-optimum output of your genes, enzymes and metabolic function. Also, to provide you with a 90-Day Plan for dealing with these issues and optimizing yourself through dietary, nutritional and supplement programs.

Optimization is an awakening process, whereby you become aware of the effects of your environment on your body, you feel the positive choices that you make and you become responsible for your own destiny.



Alfons Meyer, medical doctor



Marcus Stanton, medical doctor

THIS REPORT IS ONLY VALID FOR THE NEXT 90-DAYS

Your next Optimize Report date is:

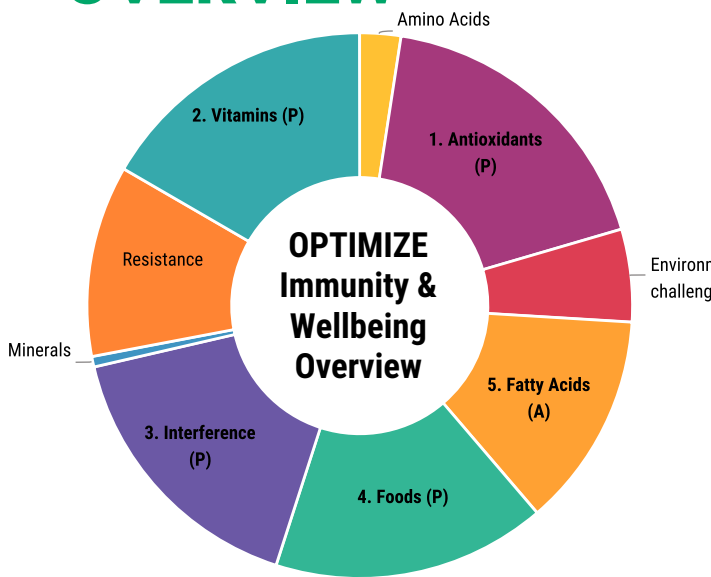
Book today with your provider at:

Phone:

Email:

With any regime change that supports wellness or performance, it is most beneficial to follow a course of reports. Being optimized means staying in alignment with your epigenetic environment and adjusting your food and nutrient intake to meet your changing needs over time. We recommend that you do this every 90-days as this is a natural cycle the body follows. Don't miss out and book your next report now based on the above date.

KEY OPTIMIZATION OVERVIEW



Systems Support Summary
Emotions
Protein Synthesis
Sugar Metabolism
Fatty Acid Metabolism
For full indicators see page 4.

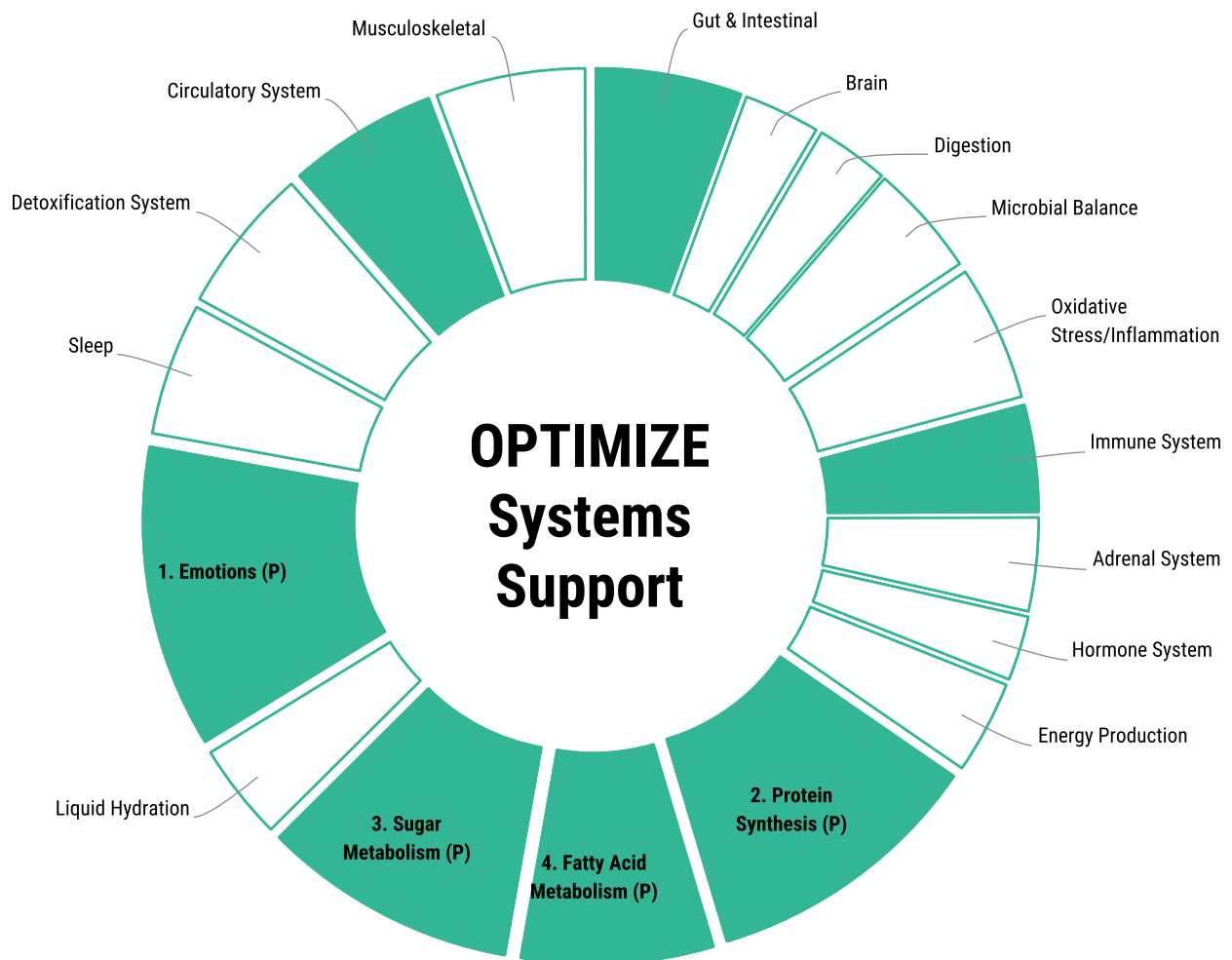
Foods Restrictions Summary	
Cantaloupe	Rye
Avocado	Duck
Oats	Brussel Sprouts
Blueberry	Corn
Strawberry	Cherry, red
For full food restrictions indicators see table on page 26 and food additive avoidance indicators on page 27.	

Category	Indicator	Information
Antioxidants	Zinc. Co-Enzyme Q10	For full results see the chart on page 18. For food sources refer to page 29.
Vitamins	Vitamin B6. Vitamin B3. Vitamin K2. Vitamin B12	For full results see the chart on page 12. For food sources refer to page 29.
Interference	ELF (Extremely Low Frequency). TV screen. RF (Radiofrequency). Microwave oven	For full results see the chart on page 10. For food sources refer to page 30.
Foods	Please refer to the foods tables on page 28 and 29 of the plan.	For full results see the chart on page 26.
Fatty Acids	Linoleic Acid - 6. Alpha-Linolenic Acid - 3 (ALA)	For full results see the chart on page 16. For food sources refer to page 29.
Additives to Avoid	Please refer to the food additives table and link on page 27.	For full results see the chart on page 27.

The Key Indicators Chart


The larger the segment in the chart, the higher the epigenetic relevancy indicator, which means the item is more of a **Priority** for you to address. Lesser items are marked **Advisory** or **Consider** and no indication means low relevance. These are indicators of underlying issues which you should consider addressing using the suggested nutritional food intake programs.

SYSTEMS SUPPORT ENERGETIC INDICATORS



The above chart indicates which areas may require nutritional support by cross referencing the other chart data and comparing the total number of relevant support factors indicated for each area. This is an indicator of a support requirement only and not a diagnosis of any physical malfunction within any specific area. If you are concerned about the physical function of any of your systems processes, you should seek the help of a qualified health professional.

Personal Immune System Support Indicators



Every Person's Immune system varies dramatically based on diet, environmental pollutants and metabolic stressors. The indicators on this page are intended to fortify your own immune system. A Personalised Nutritionally Balanced Diet is essential to maintain or build a healthy and robust immune system. An effective immune system can assist in protecting you from the worst effects of viral and other environmental impacts. Boosting your own immune systems is essential for your own vitality and wellbeing. Please consider concentrating on correcting each of the sections below.

Vitamins Markers	Vitamin A1	Vitamin B1	Vitamin B2	8	35+ Total Value High Support
	Vitamin B5	Vitamin B6	Vitamin B9		
	Vitamin B12	Vitamin C	Vitamin D3		
	Vitamin E				
Minerals Markers	Zinc	Copper	Manganese	12	20-34 Total Value Moderate Support
	Selenium	Iron			
Antioxidants Markers	Vitamin C	Selenium	Zinc	14	
	Carotenoids	Flavonoids	Polyphenols		
	Superoxide Dismutase	Vitamin E	Alpha Lipoic Acid		
	Co-Enzyme Q10				
Fatty Acids Markers	Omega 3	Omega 6		11	
Amino Acids	Cysteine	Glutamine	Glycine	6	
	Lysine	Tryptophan			
System Supports	Gut & Intestinal	Circulatory System	Oxidative Stress/Inflammation	0	
	Sleep	Energy Production	Liquid Hydration		
Environmental Stressors	Toxic Metals	Chemicals and Hydrocarbons	Electro Sensitivity Or Radiation	22	1-19 Total Value Maintenance Support
Resistance indicators	Moulds/Spores	Fungus	Parasite	10	
	Virus				
Food Restrictions	Gluten	Cows Milk	Corn	22	
	Wheat OR Barley	Oats	Eggs		
	Beer	Banana			
				Total Value	105

The above chart compares relevant immune data from the other pages. These are indicator's of nutritional optimisation only and not intended to be a diagnosis of any physical malfunction within any specific area. If you are concerned about the physical function of any of your wellness systems processes, you should seek the help of a qualified health professional.

Personal Immune System Support



A balanced nutrition is essential to maintain or build a strong immune system. An optimized immune system can assist in warding off the worst effects of a virus or other environmental stressors. Boosting your own immune systems is essential for your own wellbeing. The following nutrients should be part of your weekly food plans.

Protein plays a role in the body's immune system. Eat a variety of protein foods including seafood, lean meat, poultry, eggs, green vegetables are best steamed rather than fried. Include unsalted nuts and seeds in your food intake.

Vitamin A helps regulate the immune system. This immune-boosting vitamin can be found in foods such as green cabbage, parsley, sweet potatoes, carrots, broccoli, spinach, red bell peppers, apricots, eggs and some cereals.

Vitamin C Stimulates antibodies. Include bioavailable sources of this healthy vitamin by slow juice citrus fruits such as oranges, grapefruit and tangerines, or red bell pepper, papaya, strawberries, tomato juice or foods fortified with vitamin C, such as some cereals. Drinking Papaya leaf tea is an excellent anti-oxidant.

Vitamin E is an important antioxidant, which is able to neutralizes free radicals that impact the immune function. Include vitamin E in your diet with sunflower seeds, almonds, vegetable oils (such as sunflower or safflower oil), hazelnuts and walnuts.

Zinc is also important for the immune system. Zinc can be found in lean meat, poultry, seafood, milk, whole grain products, beans, seeds and nuts.

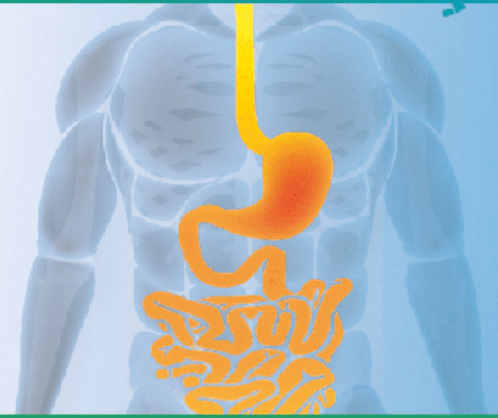
Other micronutrients, including vitamin B6, folate, selenium, iron, copper as well as prebiotics and probiotics, also may influence immune response and play a role in a healthful eating style. Obtaining these nutrients from fresh foods is preferred, as they are bioavailable.

Try to avoid Gluten and Milk as both affect your **immune system**, 80% of which resides in your gut. Avoid sugars. Apart from the "obvious" sugar, there are a lot of hidden forms, such as: corn starch, fructose (fruit sugar) syrup, dextrose, saccharide, maltose, barley malt, and maltodextrin or oligo fructose. For example, 100 g of sugar (in about one bottle of soda pop) can reduce the white blood cell's ability to destroy bacteria and viruses, for up to five hours!

Ginger is packed with immune-boosting vitamins, minerals, and antioxidants. **Turmeric** has been known to boost your immune response. **Cinnamon** has been used to reduce inflammatory substances, which can also impact the immune response.

Our own immune system defends against viral contamination and disease-causing microbes. It is often in our own hands to optimize the function of this essential system.

Get enough sleep and manage stress. Sleep deprivation and stress overload increase the hormone cortisol, prolonged elevation of which suppresses immune function.
Hydration, water with a reduced surface tension and lower O.R.P level's, helps to carry oxygen to our body cells, which results in properly functioning systems. This type of drinking water also assists in removing toxins from the body.
Avoid tobacco smoke. It undermines basic immune defenses and raises the risk of bronchitis and pneumonia in everyone, and middle ear infections in kids.
Drink less alcohol. Excessive consumption impairs the immune system and increases vulnerability to lung infections.
Eat plenty of fresh vegetables, fruits, nuts, and seeds, which will provide your body with the nutrients your immune system needs. A study in older adults showed that boosting fruit and vegetable intake.
Consider Pre and probiotics. Studies indicate supplements reduce the incidence of respiratory and gastrointestinal infections. Try to consume more Fermented foods such as fermented vegetable and milk products as they have been shown to reduce respiratory infections.
Vitamin D sun rays. Sunlight triggers the skin's production of vitamin D. Low vitamin D levels correlate with a greater risk of respiratory infection.



Gut Support Indicators

The unprecedented modernization which has taken place over the last three decades has brought with it a massive increase in environmental pollutants. These pollutants have impacted our daily lives in many ways.

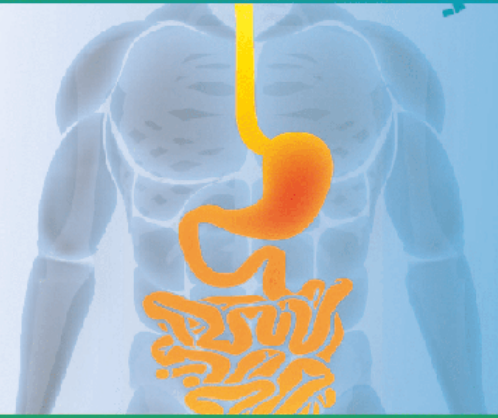
One of the biggest impacts has been the stress caused to the Intestinal tract and Gut System. These two areas provide most of our cellular energies and play a major role in our immune systems. The function of these systems are equally important to our memory, as they influences the brains performance.

When toxic pollutants enter the gut, dysfunction can occur. Below are some of the pointers which may be of assistance to optimized gut performance. This is not a diagnostic assessment and should not be taken as such. The table below indicates which nutrients can help optimize gut support. The more of the pointers that appear in the table below the higher level of optimization of gut support may be required.

Environmental Stressors	Electro Sensitivity	Chemicals and Hydrocarbons	Radiation	9	20+ Total Value High Support
	Toxic Metals	Bacteria	Fungus		
	Parasite	Virus			
Nutrition Markers	Histidine	Tryptophan	Zinc	7	11-19 Total Value Moderate Support
	Cysteine	Betaine	Superoxide Dismutase		
	Molybdenum	Vitamin D3	Alpha Lipoic Acid		
	Sulforaphane	Omega 3	Selenium		
	Vitamin B12	Iron	Vitamin C		
	Glutamine				
System Support Energetic Indicators	Digestion	Microbial Balance	Oxidative Stress/Inflammation	1	1-10 Total Value Maintenance Support
	Detoxification System	Emotions	Energy Production		
	Immune System	Brain			
Food Intolerances	Wheat	Barley	Rye	9	1-10 Total Value Maintenance Support
	Alcohol	Corn			
For gut food support refer to page 8			Total Value	26	

An indication that you may require nutritional support to optimize your Gut Stress is not a diagnosis that you have any issues or condition.

This is not diagnostic and makes no claim that you have any disease, issues or conditions. If you are concerned about your gut health you should consult your physician before starting a nutrition regime.



Gut Support

The Gut and the Immune system

We could consider our Gut system as a life supporting garden. The garden is full of both good and bad vegetation. Our performance relies on optimizing and balancing the gardens good vegetation and control of the unwanted over growth. The good vegetation consists of the trillions of good microbial bacteria, which assists in breaking down and converting the foods we consume.

The overgrowth consists of millions of pathogens - resulting in a loss of microbial diversity. This is often caused by toxins, food stressors and pollutants such as heavy metals.

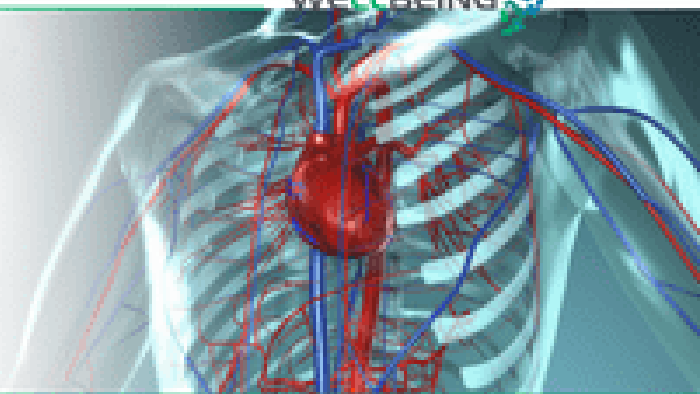
The Gut and the Immune system

Other factors which are important for optimizing your gut systems or that can be reflected in poor gut function could be due to our own life styles and the foods we consume as well as many environmental factors combine to influence our Gut and therefore our immune and brain systems.

Gut Support	Suggested Food/Supplement Sources
Gut Support (Prebiotics Day 1-90)	Onions, Asparagus, Garlic, Leeks, Beets, Cabbage, Tomatoes, Berries, Bananas, Apples, Whole grains, Chia Seed, Flax seed.
Gut Support (Probiotics Day 1-90)	Garlic, Celery, Live Yogurt, Vegetable Fibre, Green Apples, Papaya, Bananas, Ginger and Whole Grains.
Gut Support (Optimize Day 1-90)	Aloe Vera, Butyrate, Collagen, Ginger, L-glutamine, Licorice Root, Alpha-Linolenic Acid (ALA), Eicosapentaenoic Acid (EPA), Docosahexaenoic Acid (DHA), Quercetin, Turmeric.
Gut Support (Avoid Day 1-90)	Gluten, Sugar, Highly processed foods and Alcohol, E 171 Titanium Dioxide

In Optimizing gut performance we need to consider

- Reducing Gut Stress levels.
- Enhancing Sleep.
- Avoiding underlying food intolerances, which can stress our own gut flora balance.
- Increase our consumption of both pre and probiotic foods.
- Improving our water quality consumption.
- Reducing the amount of processed foods we consume daily.
- Avoiding chemicals and toxins that we absorb through unwashed vegetables.
- Reducing the chemical agents found in some foods.
- Reducing environmental factors such as water-pollutants and the air we breathe.
- Reducing Electro Magnetic frequencies, and Geopathic stress factors.



CIRCULATORY SUPPORT INDICATORS

Poor Circulation reduces the ability of your body to transport nutrients and oxygen to where they are needed.

You can support your circulation with good nutrition and some simple exercise and lifestyle choices outlined below.

Circulation can be supported by many nutrients and it's important to get this balance daily. The chart below indicates which nutrients can be important to help optimize circulation. The more of these that appear in the table below the higher level of support the circulation system may require, with your final support level indicated in the column on the right. Remembering this is not a diagnosis of the function of your circulatory systems.

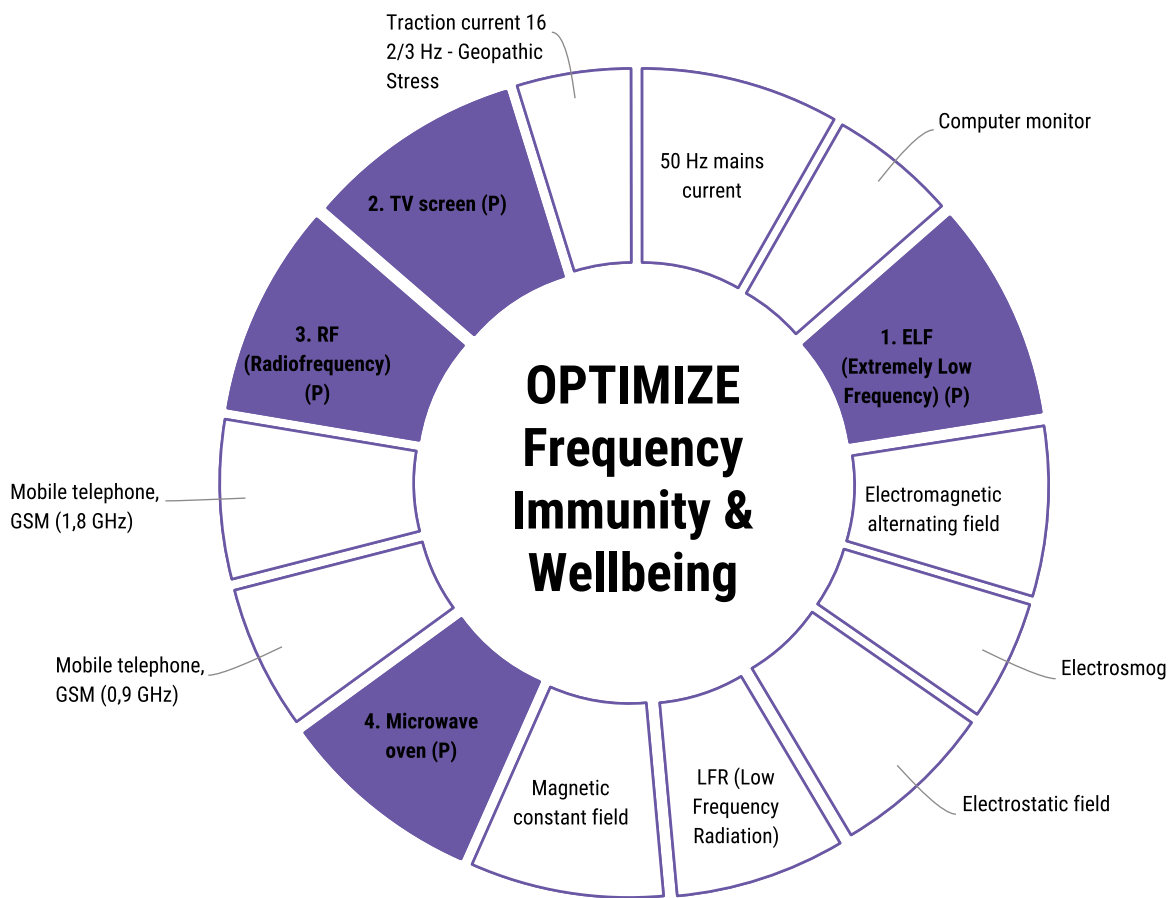
Circulatory Nutrition Support Indicators An indication that you may require nutritional support to optimize your Circulatory systems is not a diagnosis that you have any issues or condition. If you are concerned about your circulatory health you should consult your physician before starting a nutrition or exercise regime.	Selenium	Superoxide Dismutase	Iodine	7+ indicators High Support
	Vitamin B2	Vitamin C	Vitamin E	
	Vitamin D3	Vitamin K1	Vitamin B3	
	Vitamin B6	Vitamin B12	Vitamin B9	
	Taurine	Arginine	Citrulline	4-6 Indicators Moderate Support
	Carnosine	Alanine	Serine	
	Methionine	Cystine	Lysine	
	Histidine	Proline	Co-Enzyme Q10	
	Potassium	Sodium	Flavonoids	2-3 Indicators Maintenance Support
	Anthocyanidins	Polyphenols	Magnesium	
	Betaine	Vitamin K2	Alpha-Linolenic Acid - 3 (ALA)	
	Docosahexaenoic Acid - 3 (DHA)	Eicosapentaenoic Acid - 3 (EPA)	Arachidonic Acid - 6 (AA)	
	Oleic Acid - 9			

Other factors which are important for optimizing your Circulatory systems or that can be affected by poor circulatory function.

1. Exercise	Walk for at least 20 minutes per day at a brisk pace. There are proven benefits between daily walking and your circulatory function.
2. Lifestyle	Cut down or eliminate smoking, alcohol and sugars, these are well known contributors circulatory dysfunction.
3. Other	Lowering stress may help reduce high blood pressure. High blood pressure is the #1 wellness issue in the world.
4. Sexual Health	There is a proven link between sexual health and circulation; related to the elasticity and overall function of the blood vessels. Having good circulatory function has been known to assist in this area.

FREQUENCY INTERFERENCE INDICATORS

Priority - Reduce Exposure




Category Indicators Chart

The above chart provides you with an overview of the Frequency Interference indicators which are specific to you. If this category is marked with a (Priority, Advisory or Consider), then these are considered items which you might wish to address through your nutritional food regime.

An indication in the overview chart of any underlying issues and/or the matching of any symptoms on this page is not a physical diagnosis of deficiency or associated illness. Always seek professional health advice when making nutritional and dietary changes.

FREQUENCY INTERFERENCE

ABOUT INTERFERENCE FOODS



Modern day electrical supply and technologies are largely powered by or utilize frequencies at the very low spectrum range. These are considered non-ionizing forms of EM radiation in the 50Hz to 1GHz range. There are many forms of natural frequency like visible light or ultra violet, even the body and its cells have a very weak frequency field. Modern forms of frequency appear not to be very compatible with the body's own fields and this is starting to create knock on effects for wellness. These factors can interfere with everyday communication within your body and you should be eating a wide variety of foods which can support and maintain normal function.

REDUCE EXPOSURE TO FREQUENCY INTERFERENCE

As of yet, we do not fully understand the effects that our modern electrical environments are having on our wellness processes. However, it is clear that there is some effect and that it would be wise to start introducing foods which can help support the body and maintain systems which may come under pressure from the electrical appliances which we use on a daily basis both at home and work. Structured water may support cellular communication and help conserve energy in the system.

INTERFERENCE SUPPORT FOODS

- Spirulina
- Vitamin D3
- Curcumin
- EFAs
- Calcium
- Melatonin
- B Vitamins
- Sulfur

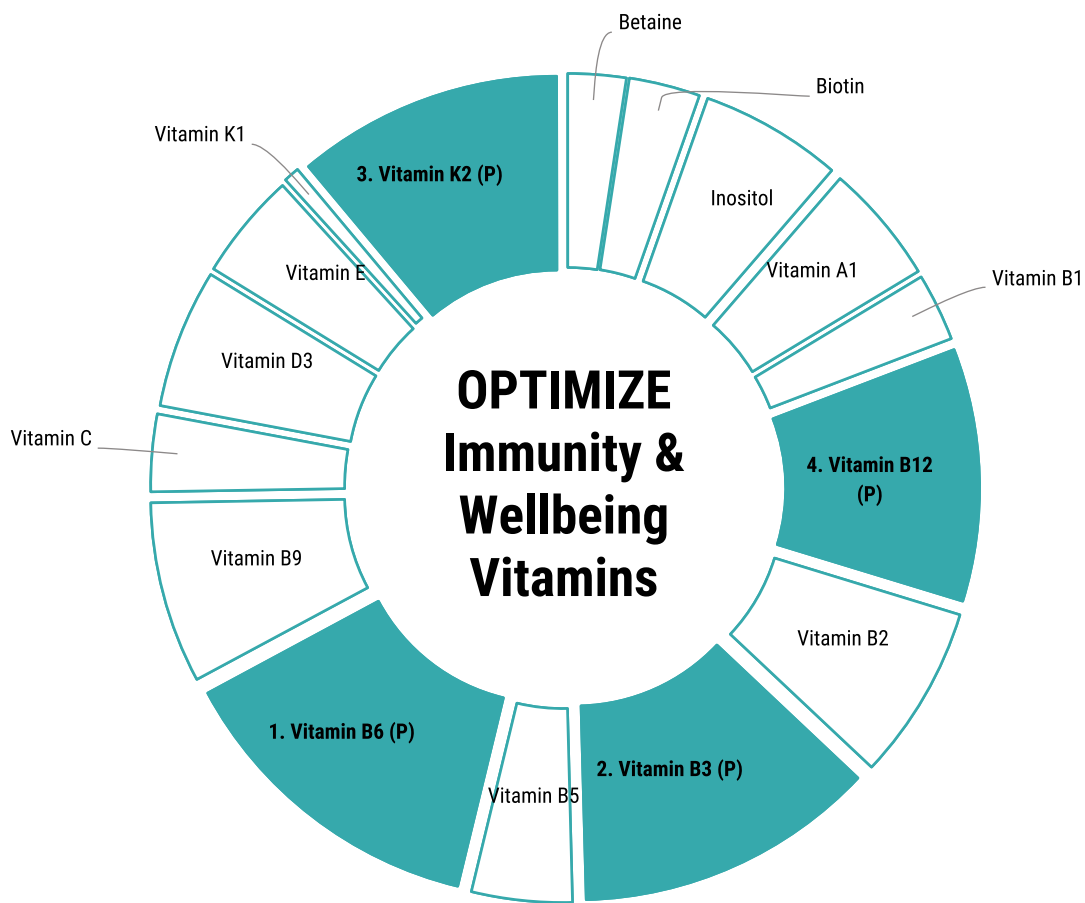
See page 30 for specific foods

An indication in the overview chart of any underlying issues and/or the matching of any symptoms on this page is not a physical diagnosis of deficiency or associated illness. Always seek professional health advice when making nutritional and dietary changes.

VITAMINS INDICATORS



Priority - Increase Intake



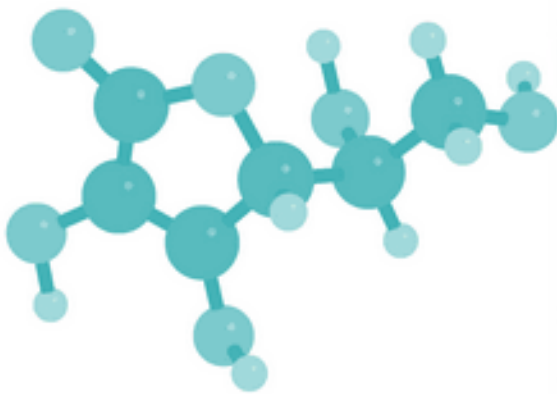
Category Indicator Chart

The above chart provides you with an overview of the Vitamins indicators which are specific to you. If this category is marked with a (Priority, Advisory or Consider), then these are items which you might wish to address through your nutritional food regime.

An indication in the overview chart of any underlying issues and/or the matching of any symptoms on this page is not a physical diagnosis of deficiency or associated illness. Always seek professional health advice when making nutritional and dietary changes.

VITAMINS

ABOUT VITAMINS



Vitamin C molecular model



Vitamins are organic compounds which are needed to sustain life. You get vitamins from food, because the human body either does not produce enough of them or none at all. An organic compound contains carbon. When an organism (living thing) cannot produce enough of an organic chemical compound that it needs in tiny amounts, and has to get it from food, it is called a vitamin. Vitamins play a vital role in the enzymatic processes of your body and a shortage of them in your diet can cause a host of wellness related problems.

HOW VITAMINS SUPPORT WELLNESS

Many processes in the body require a variety of vitamins in order to function at their optimum level. Vitamins are a key part in the enzyme processes, which are the drivers behind all of the body's metabolic processes. You need a wide variety of vitamins to help support and maintain the myriad of underlying mechanisms, which will in turn support optimized wellness. The best source of vitamins you can get is from the foods you eat, where the vitamins are present with other nutrients which work synergistically to support your wellness.

VITAMIN SUPPORT FOODS

- Dairy
- Seeds and Nuts
- Lentils
- Chickpeas
- Green Vegetables
- Grains
- Red Peppers
- Chicken
- Turkey
- Fish
- Eggs
- Apricots

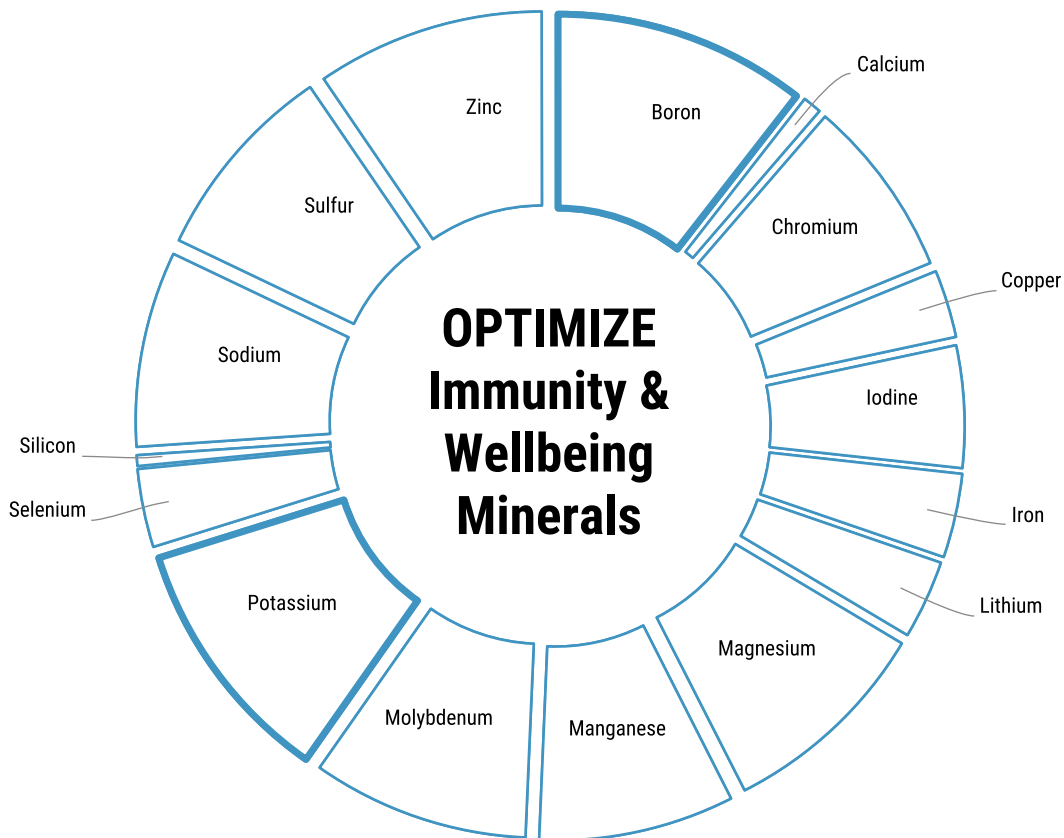
**There are many other foods but these are some of the common examples.*

An indication in the overview chart of any underlying issues and/or the matching of any symptoms on this page is not a physical diagnosis of deficiency or associated illness. Always seek professional health advice when making nutritional and dietary changes.

MINERALS INDICATORS



Consider - Increase Intake



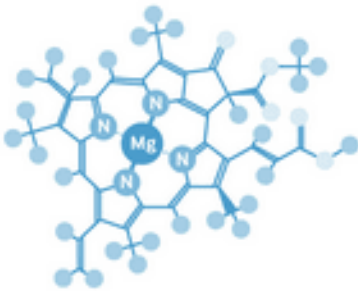
Category Indicator Chart

The above chart provides you with an overview of the Minerals indicators which are specific to you. If this category is marked with a (Priority, Advisory or Consider), then these are items which you might wish to address through your nutritional food regime.

An indication in the overview chart of any underlying issues and/or the matching of any symptoms on this page is not a physical diagnosis of deficiency or associated illness. Always seek professional health advice when making nutritional and dietary changes.

MINERALS

ABOUT MINERALS



Magnesium molecular model



All but varieties are a good source of minerals.

Minerals are important for your body to stay healthy. Your body uses minerals for many different jobs, including building bones, making hormones and regulating your heartbeat.

There are two kinds of minerals: macro-minerals and trace minerals.

Macro-minerals are minerals your body needs in larger amounts. They include calcium, phosphorus, magnesium, sodium, potassium, chloride and sulphur. Your body needs just small amounts of trace minerals. These include iron manganese, copper, iodine, zinc, cobalt and selenium. The best way to get the minerals your body needs is by eating a wide variety of foods. However, even when eating a varied diet you often do not receive all of the required minerals and in the quantities the body needs. A broad spectrum mineral supplement should be considered.

HOW MINERALS SUPPORT WELLNESS

Many processes and structures in the body require minerals in order to function at their optimum level. Minerals are a key part in the enzyme processes which are the drivers behind all of the body's metabolic processes. They also play a role in structure, muscle action and nerve transmission. You need a wide variety of minerals to help support and maintain the myriad of underlying mechanisms which will in turn support optimized Wellness.

MINERAL SUPPORT FOODS

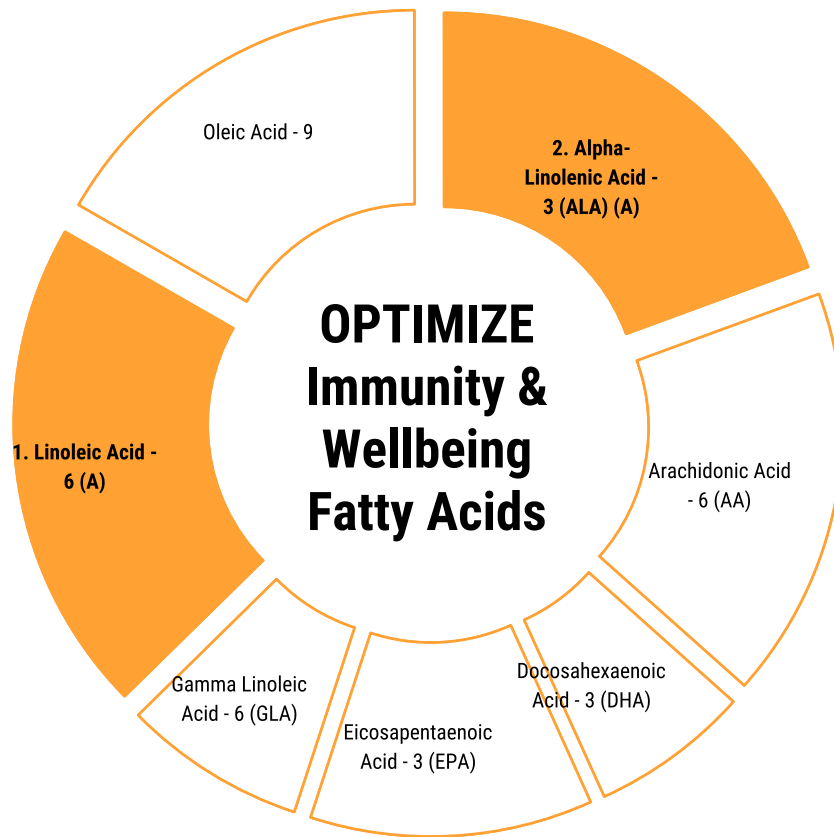
- Green Leafy Vegetables
- Nuts (all)
- Whole Grains
- Fish
- Shellfish
- Broccoli
- Cabbage
- Kale
- Brown Rice
- Eggs
- Mushrooms
- Seaweed
- Lentils
- Beans
- Tomatoes

**There are many other foods but these are some of the common examples.*

An indication in the overview chart of any underlying issues and/or the matching of any symptoms on this page is not a physical diagnosis of deficiency or associated illness. Always seek professional health advice when making nutritional and dietary changes.

FATTY ACIDS INDICATORS

Advisory - Increase Intake



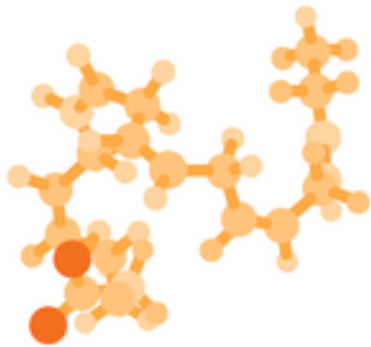
Category Indicator Chart

The above chart provides you with an overview of the EFAs indicators which are specific to you. If this category is marked with a (Priority, Advisory or Consider), then these are items which you might wish to address through your nutritional food regime.

An indication in the overview chart of any underlying issues and/or the matching of any symptoms on this page is not a physical diagnosis of deficiency or associated illness. Always seek professional health advice when making nutritional and dietary changes.

FATTY ACIDS

ABOUT FATTY ACIDS



Omega 3 molecular model



Many fish varieties, including salmon, are a good source of EFAs

Fatty acids, as they sound, are fats that are necessary within the human body. Though you have probably often heard the word 'fats' and associated it with bad health, there are some essential fatty acids that are necessary for your survival.

Without them, you could cause serious damage to different systems within the body. However, essential fatty acids are also not usually produced naturally within the body. This means that you have to obtain essential fatty acids by adding them to your diet.

HOW FATTY ACIDS SUPPORT WELLNESS

Many processes in the body require EFAs in order to function at their optimum level. EFAs are a key part in supporting the cell membranes and brain and nervous system of the body. Other regulatory processes require EFAs and they have protective qualities. You need a wide daily intake of EFAs to help support and maintain the myriad of underlying mechanisms which will in turn support optimized Wellness.

FATTY ACID SUPPORT FOODS

- | <i>Non-Vegetarian</i> | <i>Vegetarian</i> |
|-----------------------|-------------------|
| • Sardines | • Flaxseed |
| • Salmon | • Walnuts |
| • Shrimp | • Tofu |
| • Mackerel | • Hemp Seed |
| • Herring | |
| • Trout | |

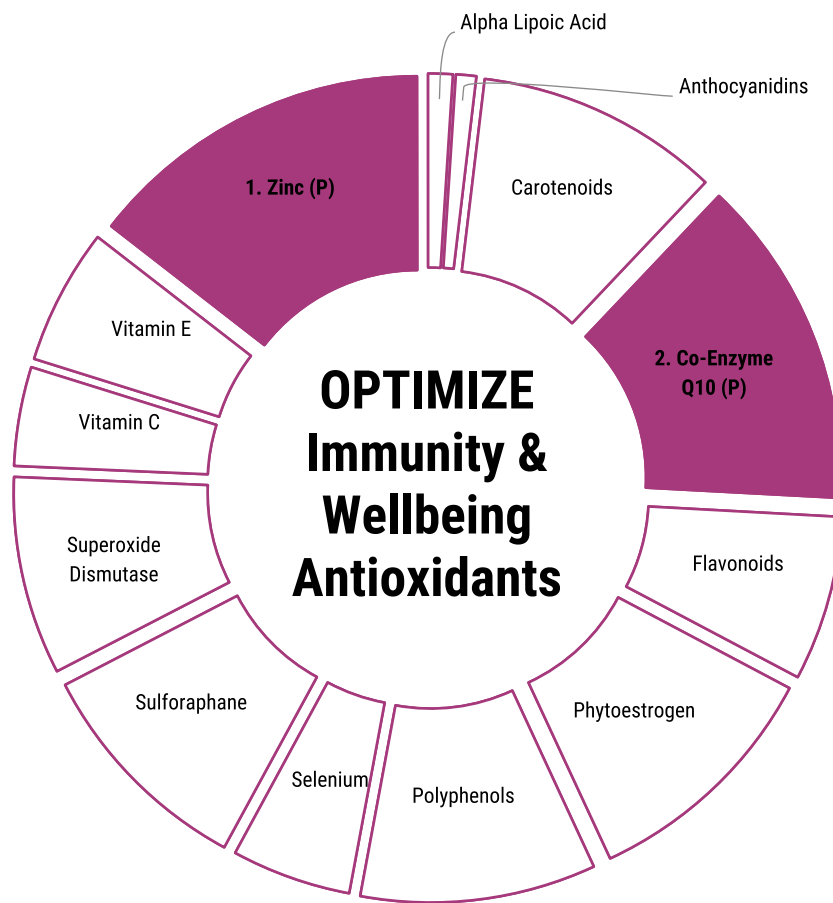
**There are many other foods but these are some of the common examples.*

An indication in the overview chart of any underlying issues and/or the matching of any symptoms on this page is not a physical diagnosis of deficiency or associated illness. Always seek professional health advice when making nutritional and dietary changes.

ANTIOXIDANTS INDICATORS



Priority - Increase Intake



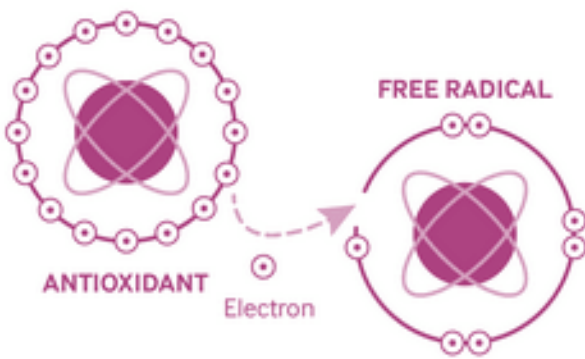
Category Indicator Chart

The above chart provides you with an overview of the Antioxidants indicators which are specific to you. If this category is marked with a (Priority, Advisory or Consider), then these are items which you might wish to address through your nutritional food regime.

An indication in the overview chart of any underlying issues and/or the matching of any symptoms on this page is not a physical diagnosis of deficiency or associated illness. Always seek professional health advice when making nutritional and dietary changes.

ANTIOXIDANTS

ABOUT ANTIOXIDANTS



Antioxidant neutralizing a free radical



Many berry varieties, including blueberries, are a good source of antioxidants

Antioxidants are substances that may protect cells in your body from free radical damage that can occur from exposure to certain chemicals, smoking, pollution, radiation and as a by-product of normal metabolism. Dietary antioxidants include selenium, vitamin A and related carotenoids, vitamins C and E, plus various phytochemicals such as lycopene, lutein, and quercetin.

You can find these antioxidants in many different foods. There are large amounts of antioxidants in fruits, vegetables, nuts, and whole grains and smaller amounts of antioxidants in meats, poultry and fish.

HOW ANTIOXIDANTS SUPPORT WELLNESS

Our body's produce a lot of free oxygen molecules and other by-products, which can lead to oxidative stress. Anti-oxidants are a key part in the processes which supports the body to deal with these issues. You need a wide variety of antioxidants to help support your body to deal with oxidation and which will in turn support optimized Wellness.

ANTIOXIDANT SUPPORT FOODS

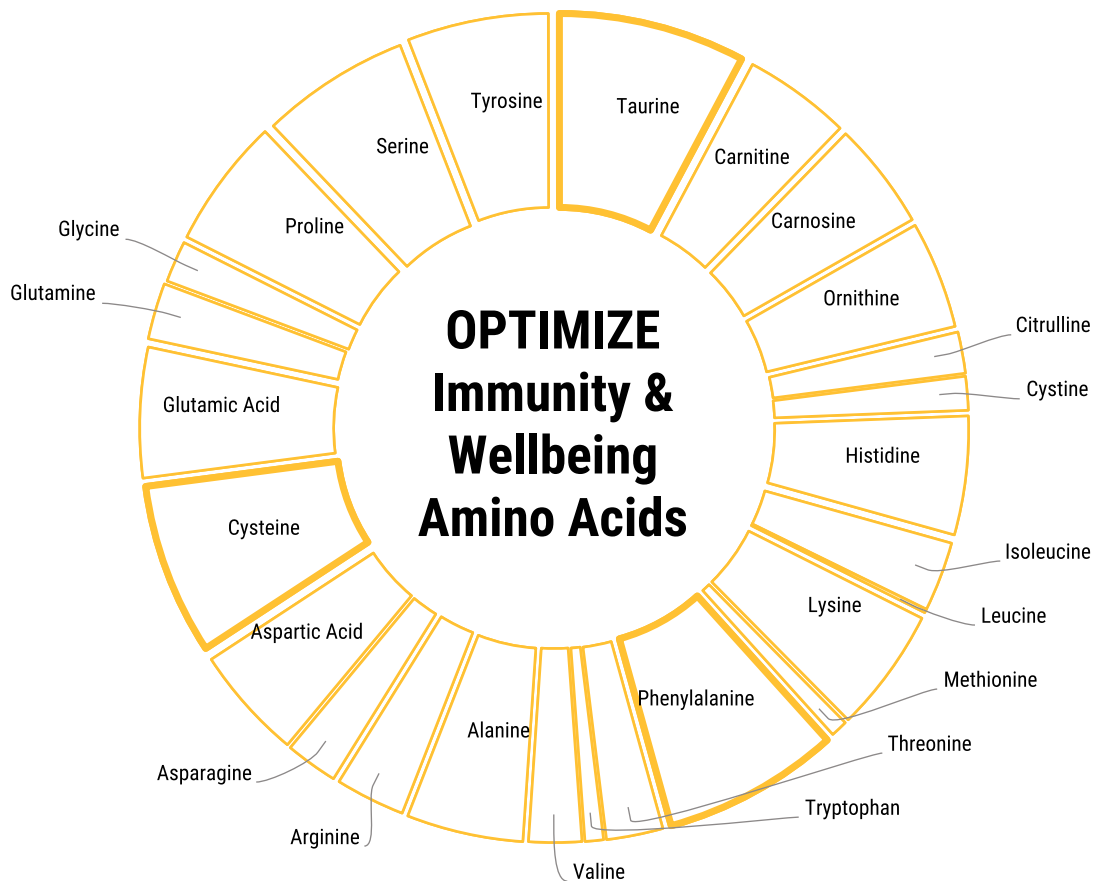
- Peppers
- Blueberries
- Cranberries
- Tomatoes
- Nuts and Seeds
- Spinach
- Broccoli
- Cabbage
- Apricots
- Salmon
- Sardines
- Onion
- Garlic

**There are many other foods but these are some of the common examples.*

An indication in the overview chart of any underlying issues and/or the matching of any symptoms on this page is not a physical diagnosis of deficiency or associated illness. Always seek professional health advice when making nutritional and dietary changes.

AMINO ACIDS INDICATORS

Consider - Increase Intake



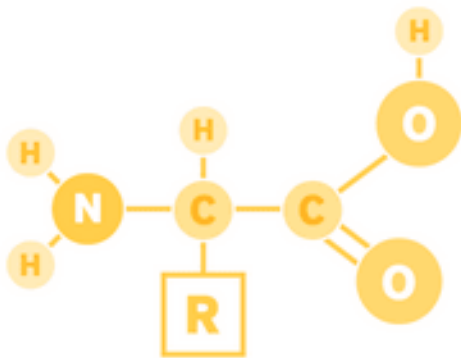
Category Indicator Chart

The above chart provides you with an overview of the Amino Acids indicators which are specific to you. If this category is marked with a (Priority, Advisory or Consider), then these are items which you might wish to address through your nutritional food regime.

An indication in the overview chart of any underlying issues and/or the matching of any symptoms on this page is not a physical diagnosis of deficiency or associated illness. Always seek professional health advice when making nutritional and dietary changes.

AMINO ACIDS

ABOUT AMINO ACIDS



Protein is needed by every living organism, and next to water, makes up the largest portion of our body weight since it is contained in muscles, organs, hair, etc. The protein used in making up the body is not directly derived from diet, but the dietary protein is broken down into amino acids, and the body then re-constitute these amino acids into the specific proteins needed.

Enzymes and hormones regulating body functions are also proteins. Amino acids are used in most body processes from regulating the way the body works to how the brain functions—they activate and utilize vitamins and other nutrients.

HOW AMINO ACIDS SUPPORT WELLNESS

Many processes in the body are supported by amino acids in order to function at their optimum level. Amino acids are a key part in the enzyme processes and the protein building which the body needs for everyday maintenance. You need a wide variety of amino acids to help support and maintain the myriad of underlying mechanisms which will in turn support optimized Wellness.

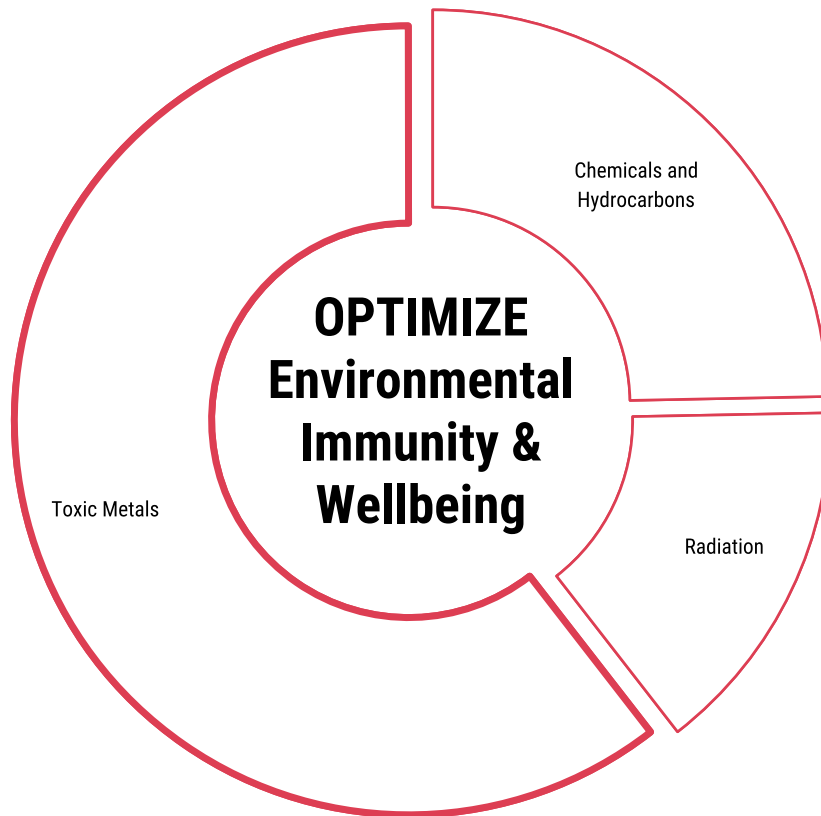
AMINO ACID SUPPORT FOODS

- Meat
- Dairy
- Seeds
- Lentils
- Chickpeas
- Green Vegetables
- Grains
- Nuts
- Spirulina
- Poultry
- Seafood
- Onion
- Garlic
- Peppers

An indication in the overview chart of any underlying issues and/or the matching of any symptoms on this page is not a physical diagnosis of deficiency or associated illness. Always seek professional health advice when making nutritional and dietary changes.

ENVIRONMENTAL CHALLENGE INDICATORS

Consider - Reduce Load



Category Indicator Chart

The above chart provides you with an overview of the Toxins indicators which are specific to you. If this category is marked with a (Priority, Advisory or Consider), then these are items which you might wish to address through your nutritional food regime.

An indication in the overview chart of any underlying issues and/or the matching of any symptoms on this page is not a physical diagnosis of deficiency or associated illness. Always seek professional health advice when making nutritional and dietary changes.

ENVIRONMENTAL CHALLENGES

ABOUT CLEANSING FOODS

Our environment has changed dramatically since the industrial revolution and one of the biggest changes has come about in the area of man-made elements. We can accumulate many influences which are not well tolerated by the body and which we should get rid of through the body's natural elimination processes. However, these processes were not designed to cope with the amount and variety of man-made elements which they are now required to. This requires extra support from your diet.

To help support and maintain a clean and optimized system, we require foods which support this process.

There are many foods which can support your body's daily cleansing needs and which will help to maintain the systems at their optimum function. Typical cleaning foods are green foods, wholefoods, nuts, seeds and herbs. But there are many and it's important to get good selection of different foods which have this ability into your nutritional food intake.



BALANCING ENVIRONMENTAL EXPOSURES

The body has systems which are designed to help it cleanse itself of accumulated waste. Certain foods can support the systems which carry out this function and ensure that they do not get over burdened. You have organs and systems which can assist with your help. You need a wide variety of foods to help support and maintain the myriad of underlying cleansing mechanisms which will in turn support optimized Wellness.

CLEANSING SUPPORT FOODS

- Beets
- Sweet Potatoes
- Lemon
- Green Leafy Vegetables
- Apple
- Garlic
- Onions
- Nuts and seeds
- Probiotics

If there are foods recommended for you, see the tables on page 30.

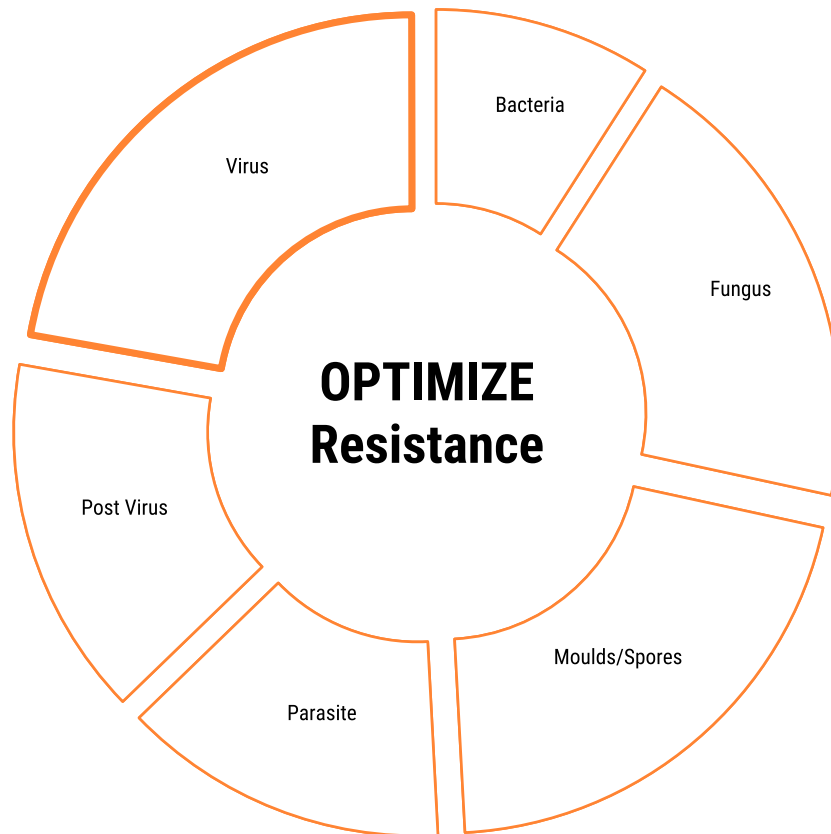
An indication in the overview chart of any underlying issues and/or the matching of any symptoms on this page is not a physical diagnosis of deficiency or associated illness. Always seek professional health advice when making nutritional and dietary changes.

RESISTANCE INDICATORS



Consider - Reduce Load

AN INDICATOR OF VIRUS OR POST VIRUS DOES NOT SUGGEST THE PRESENCE OF A COVID CONNECTED VIRUS. If the report recipient may have been exposed to an individual who has contracted a COVID infection or is expressing symptoms of a COVID linked infection, it is recommended that they consider obtaining a separate COVID screening test.



Category Indicator Chart

The above chart provides you with an overview of the Microbiology indicators which are specific to you. If this category is marked with a (Priority, Advisory or Consider), then these are items which you might wish to address through your nutritional food regime.

An indication in the overview chart of any underlying issues and/or the matching of any symptoms on this page is not a physical diagnosis of deficiency or associated illness. Always seek professional health advice when making nutritional and dietary changes.

RESISTANCE FOODS

ABOUT RESISTANCE FOODS

On a daily basis our body's come under attack by micro-organisms that can weaken our ability to defend ourselves.

We have natural processes which are designed to enable us to resist these attacks and there are many foods which can support our natural ability to defend against these invaders.



By eating a diet rich in certain foods, you can keep your natural resistance in good shape and allow your body to naturally defend itself. Typical foods groups which can support this natural process are, herbs, fruits, vegetables, prebiotics and probiotics. An overall good healthy diet, with moderate exercise will maintain good resistance and support the normal function of your defensive systems.

KEEPING OUR RESISTANCE STRONG

Your body has an entire system dedicated to naturally resisting outside invaders and providing good protection to your cells and organs.

This system requires a good overall and balanced nutritional intake to support it and help maintain all aspects of defense. There are other certain foods which can actively boost the system and help the body produce more elements which can resist invaders.

RESISTANCE SUPPORT FOODS

- Garlic
- Ginger
- Pineapple
- Elderberry
- Onions
- Coconut Oil
- Pumpkin Seeds
- Broccoli

For specific foods that maybe recommended for you see page 30.

An indication in the overview chart of any underlying issues and/or the matching of any symptoms on this page is not a physical diagnosis of deficiency or associated illness. Always seek professional health advice when making nutritional and dietary changes.

FOOD RESTRICTIONS

WARNING – THIS IS NOT A FOOD ALLERGY TEST.
 The foods listed here should be restricted for the next 90-days only. **ALL KNOWN ALLERGIES** must continue to be avoided at all times.

ABOUT FOOD RESTRICTIONS

There are many different levels at which foods can effect a person from the severe to the very mild but all have the ability to affect the wellness processes.

There are foods which you could be eating which show NO physical signs and symptoms of being a problem but which are not supporting the body’s needs as they take up more energy to digest than the body gets in return. This puts pressure on the entire system and these foods are best restricted in the short term and up to 90-days.

ENERGY FLOW

When we are struggling against the foods we ingest, the body will end up using energy from another source in the body to digest and liberate key nutrients. This process leads to a compensation process which will leave another function unable to complete properly and this does not support overall function. So, it is important not only to eat foods which can support the overall status of the body. But also to adjust for foods which might not be best supporting and maintaining normal functions in the short to medium term.



Foods Restrictions	
Cantaloupe	Rye
Avocado	Duck
Oats	Brussel Sprouts
Blueberry	Corn
Strawberry	Cherry, red

The food indicators list is from the epigenetic relevancy indicators and NOT a physical intolerance or allergy. Please continue to avoid foods that you know physically affect you. Please restrict these foods for a 90 day period.

Any indication in this report of an underlying food restriction does not relate to physical food Allergies. For allergy advice seek a medical professional. **If you know you are ALLERGIC to foods, you must always avoid them.** Please refer to Food Restrictions page.

FOOD ADDITIVE AVOIDANCE

Priority - Avoidance Recommended

Food Additives Indicators	
E 142 Green S	E 633 Dicalcium ionisate
E 500 Sodium carbonate, Sodium hydrogen carbonate, Sodium sesquicarbonate	E 635 Disodium 5'-ribonucleotide
E 1450 Starch sodium octenylsuccinate (modified starch)	E 509 Calcium chloride
E 155 Brown HT	E 202 Potassium sorbate, sorbic acid
E 463 Hydroxypropylcellulose	E 104 Quinoline yellow

ABOUT FOOD ADDITIVES

The best choices will always lead to optimized wellness and natural, unprocessed, home cooked food will always be best.

Therefore, the proper understanding of how food additives affect wellness is crucial in reaching your wellness goals. Here are some of the important food additive avoidances that we recommend. You must know that beyond reading labels on products, you must understand and be able to choose the best resources for an optimal wellness.

Here are some of the food additive avoidances we recommend:

1. High Fructose Corn Syrup (HFCS); It has been implicated in affecting poor cardiovascular response, poor blood sugar management and body fat gain. Unfortunately, it is found in many popular foods, energy drinks and energy bars.
2. Aspartame: An unsafe, however, very popular food additive considered to be an "excitotoxin". Regular use of this substance may distort a brain's cellular function and affect neurotransmitters. At a minimum, this substance may lead to poor focus, cloudy cognitive function and brain fog that could adversely affect a peak wellness state.
3. Hydrolyzed Protein: This is a high allergenic protein resource that may cause drastic rises in blood sugar. It may increase your desire to eat more or possibly binge, it may contribute to a higher caloric intake by increasing or spiking blood sugar and your hunger response immediately after the intake of any product containing hydrolyzed protein.
4. Monosodium Glutamate: This is a hydrolyzed protein, it is in many energy bars and protein supplement, such as whey protein isolates or textured proteins and pre-prepared foods. This is utilized to fool the tongue into thinking these bars and shakes have a better taste profile than they may have.
5. Artificial Colors: They may cause false involuntary physical responses and hyperactivity. These artificial colorings are found in many sports, energy and protein drinks and everyday foods, as well as nutrition and energy bars and many consumable sports and fitness supplements.

In conclusion, the best way to achieve optimized wellness is to avoid these unhealthy ingredients, as well as all of the additive indicators that appear in your personalize plan and listed above. This is just the tip of the iceberg and designed to bring to your attention to the issue of processed foods. Please note: Always read your food labels and as a helpful baseline, try to follow the USA FDA GRAS list. This stands for Generally Recognized as Safe. This is a USA /FDA designation that a chemical and or a substance added to a food is recognized as safe. This information has been provided to assist you in understanding more about, and navigating around food additives, helping to achieve more optimized wellness.

The above list provides you with an overview of the food additives avoidance indicators for the client named in this report. It is recommended that the foods additives listed are avoided for the foreseeable future (minimum 90-day period).

90 DAY OPTIMIZE PLAN

THIS REPORT IS ONLY VALID FOR THE NEXT 90-DAYS

Your next Optimize Report date is:

Book today with your provider at:

Phone:

Email:

With any regime change that supports wellness or performance, it is most beneficial to follow a course of reports. Being optimized means staying in alignment with your epigenetic environment and adjusting your food and nutrient intake to meet your changing needs over time. We recommend that you do this every 90-days as this is a natural cycle the body follows. Don't miss out and book your next report now based on the above date.

Step 1
START Day 1

The first and easiest step to optimizing is to restrict foods which might be causing stress to your body's digestive or immune system. Dealing with some foods can drain the body's energy resources and stop the absorption of nutrients which are crucial to enzyme and metabolic function. See the table below for foods that you should restrict for a minimum of 90-days.

Cantaloupe	Avocado	Oats	Blueberry	Strawberry
Rye	Duck	Brussel Sprouts	Corn	Cherry, red

Step 2
START Day 1

The second step of optimization is to avoid Environmental challenges, Interference indicators and food additive, which could be compromising your enzyme function through key nutrient depletion and contributing to poor cellular expression. Use the links below to download documents which will indicate common sources of these so that you can easily avoid them.

[CLICK Here for more EMF/ELF Information](#) [CLICK Here for more Gut Support Guidance](#)
[CLICK Here for more Toxins Information](#)
[CLICK Here for more Food Additives Information](#)

Step 3
START Day 1

Step 3 of the optimizing process is to ensure that you are absorbing enough nutrients from the foods you are eating in order to fully support all of the enzymes processes in the body. A good quality systemic enzyme can support the breakdown of foods in the stomach so that nutrients can be readily released for the body to process and use. A natural multi-strain probiotic will further assist with the breakdown and absorption of nutrients from the food you eat and ensure that the body's daily nutritional needs are supported.

Step 4
START Day 1

The next step for optimization is to ensure that the quality of your drinking water will support your body's need for hydration and waste removal and detoxing from EMFs. Water containing high levels of toxins (typical tap water) cannot be readily used by the body for its key functions. Ensure that you have a regular source of good quality drinking water and drink 1 to 2 liters daily.

Step 5
START Day 30

The next step for optimization is to increase your dietary intake of the foods which will help address the priority and advisory nutritional indicators highlighted in your report. This will help you to meet your body's nutritional needs and all around enzyme and metabolic functions, thereby supporting your wellness. See table Step 5 on page 29 for foods recommended for you.

Step 6
START Day 40

The final step of the optimize immunity & wellbeing plan is to support your body to deal with the Environmental Challenges or Resistance and Interference indicators, which could be contributing to poor cellular expression and metabolic function. See the table on page 30 for the specific foods and recommendations suggested for you.

90 DAY OPTIMIZE IMMUNITY & WELLBEING FOODS

PLEASE EXCLUDE THE FOODS TO AVOID ON PAGE 26, FROM THE RECOMMENDED FOODS BELOW

Optimize Indicator (STEP 5 - Nutrition)	Suggested Food Sources Day 30-90 (introduce as many foods as you can, at least 2 for each indicator)
Vitamin B6	Avocados, bananas, fortified cereals, walnuts, peanuts, pecans, cashews, chestnuts, hazelnuts, lentils, potatoes, salmon, shrimp, beef, potato, spinach, broccoli, sunflower seeds, tuna, brewer's yeast, green peas, wheat germ
Vitamin B3	Beets, brewer's yeast, turkey, chicken, salmon, swordfish, tuna, sunflower seeds, peanuts, brown rice, almonds
Zinc	Chicken, beans, nuts, oysters, beef, lamb, pecan nuts, pine nuts, pumpkin seeds, whole grains
Vitamin K2	Natto, Hard Cheese, Soft Cheese, Egg Yolk, Butter – full fat, Chicken Liver, Salami, Chicken Breast, Beef
Co-Enzyme Q10	Almonds, salmon, sardines, mackerel, spinach, beef heart, pork heart, chicken, peanuts, sesame seeds,
Vitamin B12	Sardines, mackerel, salmon, trout, tuna, lamb, milk, eggs and poultry, nori
Linoleic Acid - 6	Beef, lamb, walnuts, pumpkin seeds, sesame seeds
Alpha-Linolenic Acid - 3 (ALA)	Walnuts, flax seeds, beef, lamb, butter, milk, cheese (full fat)
Taurine	Eggs, meat, fish, milk
Phenylalanine	Cheese, eggs, beef, lamb, pork, chicken, barley, wheat, nuts (almond, walnuts, hazelnut), seeds (pumpkin, sunflower, sesame)
Boron	Tomato, apples, carrots, grapes, raisins, dark green leafy vegetables, raw nuts, pears, prunes, whole grains
Potassium	Fish, fruit, legumes, vegetables, whole grains, apricots, avocados, bananas, lima beans, brown rice, dates, figs, garlic, nuts, spinach, yams, nettle, sage
Cysteine	Beef, lamb, sunflower seeds, chicken, pork, fish, cheese, eggs, legumes, and kamut

If you find adding the suggested foods to your diet difficult, then you can choose to supplement your diet with nutritional supplements. Supplementation is not a replacement for eating a balanced and healthy diet but can be a way of helping to increase your intake of specific nutrients or nutrient groups. When taking supplements for Environmental Challenges and Resistance Indicators support, you should seek the advice of a qualified health professional who can advise you on the products and processes involved.

90 DAY OPTIMIZE IMMUNITY & WELLBEING FOODS

PLEASE EXCLUDE THE FOODS TO AVOID ON PAGE 26, FROM THE RECOMMENDED FOODS BELOW

Optimize Indicator (STEP 6 - Cleansing and Resistance)	Indicator	Suggested Food Sources Day 60-90 (introduce as many foods as you can, at least 2 for each indicator)
Resistance Foods	Virus	Elderberry, green tea, garlic, fermented foods, green leafy vegetables, ginger, broccoli, aloe vera, pineapple
Environmental Foods	Toxic Metals	Pectin foods – (apples, bananas, grapes, carrots, cabbage - all organic), Cilantro, wheatgrass, barley grass, chlorella, garlic, avocado, nuts and seeds, probiotic wholefoods

Optimize Indicator (STEP 6 - Frequency Interference)	Suggested Food/Supplement Sources
Interference (Calcium Day 1-90)	Salmon, sardines, dark green leafy vegetables, almonds, asparagus, blackstrap molasses, brewer's yeast, broccoli, cabbage, carob, kale, mustard greens, figs, tofu, watercress, chickweed, chicory, flaxseed, kelp, parsley, sesame, poppy seed
Interference (Water Day 1-90)	Good quality drinking water for cell optimization. (Avoid tap water, plastic bottled water or water of an unknown source)
Interference (Essential Fatty Acids Day 1-90)	Salmon, mackerel, sardines, herring, trout, flax seed, walnut, pumpkin seeds, hemp seeds, soy bean

If you find adding the suggested foods to your diet difficult, then you can choose to supplement your diet with nutritional supplements. Supplementation is not a replacement for eating a balanced and healthy diet but can be a way of helping to increase your intake of specific nutrients or nutrient groups. When taking supplements for Environmental Challenges and Resistance Indicators support, you should seek the advice of a qualified health professional who can advise you on the products and processes involved.

SELF-CHECK PROGRESS

The process of optimizing varies for everyone and it's important to keep a track of the changes over time. The more optimized you become, the more difficult it can become to remember how things used to be. Keeping a record of your journey helps you to quantify the changes and motivates you to keep them. **At that start, be sure to schedule the 4 dates that you are going to complete the questionnaires, helping to ensure you give yourself enough time to complete this thoughtfully.**

DAY 1											DATE		
REACTION	SCALE	1	2	3	4	5	6	7	8	9	10	SCORE	
TIRED	Extremely											Never	
TEMPERAMENT	Racy											Calm	
A LITTLE SNAPPY	Very Bad Tempered											Placid	
A LITTLE EMOTIONAL	Highly											Balanced	
FOOD DOESN'T DIGEST	Uncomfortable											No Problem	
SHORT TERM MEMORY	Forget Easily											Great Memory	
SUGAR CRAVINGS	Love Sweets											Don't Need Sugar	
STAMINA	Very Low											High	
COLD HANDS OR FEET	Very Cold											Normal	
FEELING OF HOPELESSNESS	Depressed											Life is Good	
MIGRAINE	Extreme											No Headaches	
THRUSH	Frequently											Never	
BOWEL MOVEMENTS	Irregular											Frequent/Normal	
CONSTIPATION	10 Days Apart											Every Day	
APPETITE	Always Snacking											Never Hungry	
ACNE	Extreme											Nil	
VOICE	Very Deep											Soft	
HIGHLY STRUNG	Volatile											Calm	
IRRITABLE BOWEL SYNDROME	Bad											No	
SLEEP PATTERNS	Poor											Very Good	
NUMBER OF HOURS OF SLEEP	10 or More											5-8	
RESTLESS LEGS	Often											Never	
LOWER BACK PAIN	Extreme											Never	
WIND/BLOATING	Often											Never	
TOTAL													

SELF-CHECK PROGRESS

The process of optimizing varies for everyone and it's important to keep a track of the changes over time. The more optimized you become, the more difficult it can become to remember how things used to be. Keeping a record of your journey helps you to quantify the changes and motivates you to keep them. **At that start, be sure to schedule the 4 dates that you are going to complete the questionnaires, helping to ensure you give yourself enough time to complete this thoughtfully.**

DAY 30		DATE										SCORE	
REACTION	SCALE	1	2	3	4	5	6	7	8	9	10		
TIRED	Extremely											Never	
TEMPERAMENT	Racy											Calm	
A LITTLE SNAPPY	Very Bad Tempered											Placid	
A LITTLE EMOTIONAL	Highly											Balanced	
FOOD DOESN'T DIGEST	Uncomfortable											No Problem	
SHORT TERM MEMORY	Forget Easily											Great Memory	
SUGAR CRAVINGS	Love Sweets											Don't Need Sugar	
STAMINA	Very Low											High	
COLD HANDS OR FEET	Very Cold											Normal	
FEELING OF HOPELESSNESS	Depressed											Life is Good	
MIGRAINE	Extreme											No Headaches	
THRUSH	Frequently											Never	
BOWEL MOVEMENTS	Irregular											Frequent/Normal	
CONSTIPATION	10 Days Apart											Every Day	
APPETITE	Always Snacking											Never Hungry	
ACNE	Extreme											Nil	
VOICE	Very Deep											Soft	
HIGHLY STRUNG	Volatile											Calm	
IRRITABLE BOWEL SYNDROME	Bad											No	
SLEEP PATTERNS	Poor											Very Good	
NUMBER OF HOURS OF SLEEP	10 or More											5-8	
RESTLESS LEGS	Often											Never	
LOWER BACK PAIN	Extreme											Never	
WIND/BLOATING	Often											Never	
TOTAL													

SELF-CHECK PROGRESS

The process of optimizing varies for everyone and it's important to keep a track of the changes over time. The more optimized you become, the more difficult it can become to remember how things used to be. Keeping a record of your journey helps you to quantify the changes and motivates you to keep them. **Now is the time to book yourself for a re-scan, which should be as close as possible to the end of the 90-days and after you have completed the final self-check.**

DAY 60

DATE

REACTION	SCALE	1	2	3	4	5	6	7	8	9	10	SCORE	
TIRED	Extremely											Never	
TEMPERAMENT	Racy											Calm	
A LITTLE SNAPPY	Very Bad Tempered											Placid	
A LITTLE EMOTIONAL	Highly											Balanced	
FOOD DOESN'T DIGEST	Uncomfortable											No Problem	
SHORT TERM MEMORY	Forget Easily											Great Memory	
SUGAR CRAVINGS	Love Sweets											Don't Need Sugar	
STAMINA	Very Low											High	
COLD HANDS OR FEET	Very Cold											Normal	
FEELING OF HOPELESSNESS	Depressed											Life is Good	
MIGRAINE	Extreme											No Headaches	
THRUSH	Frequently											Never	
BOWEL MOVEMENTS	Irregular											Frequent/Normal	
CONSTIPATION	10 Days Apart											Every Day	
APPETITE	Always Snacking											Never Hungry	
ACNE	Extreme											Nil	
VOICE	Very Deep											Soft	
HIGHLY STRUNG	Volatile											Calm	
IRRITABLE BOWEL SYNDROME	Bad											No	
SLEEP PATTERNS	Poor											Very Good	
NUMBER OF HOURS OF SLEEP	10 or More											5-8	
RESTLESS LEGS	Often											Never	
LOWER BACK PAIN	Extreme											Never	
WIND/BLOATING	Often											Never	

TOTAL

SELF-CHECK PROGRESS

Compare your self-check questionnaires from day 1 to day 90 to get a feel for some of the tangible changes that optimization can bring about. Changes can vary but should generally be on an upward trend. If changes are occurring, then you can see for yourself that the process of optimizing is boosting your enzymes function, helping your genes to produce better cells, promoting an adaptable nervous system and improving your overall metabolic function. **Now get your re-scan and keep up the good work and continue to Optimize.**

DAY 90		DATE										SCORE	
REACTION	SCALE	1	2	3	4	5	6	7	8	9	10		
TIRED	Extremely											Never	
TEMPERAMENT	Racy											Calm	
A LITTLE SNAPPY	Very Bad Tempered											Placid	
A LITTLE EMOTIONAL	Highly											Balanced	
FOOD DOESN'T DIGEST	Uncomfortable											No Problem	
SHORT TERM MEMORY	Forget Easily											Great Memory	
SUGAR CRAVINGS	Love Sweets											Don't Need Sugar	
STAMINA	Very Low											High	
COLD HANDS OR FEET	Very Cold											Normal	
FEELING OF HOPELESSNESS	Depressed											Life is Good	
MIGRAINE	Extreme											No Headaches	
THRUSH	Frequently											Never	
BOWEL MOVEMENTS	Irregular											Frequent/Normal	
CONSTIPATION	10 Days Apart											Every Day	
APPETITE	Always Snacking											Never Hungry	
ACNE	Extreme											Nil	
VOICE	Very Deep											Soft	
HIGHLY STRUNG	Volatile											Calm	
IRRITABLE BOWEL SYNDROME	Bad											No	
SLEEP PATTERNS	Poor											Very Good	
NUMBER OF HOURS OF SLEEP	10 or More											5-8	
RESTLESS LEGS	Often											Never	
LOWER BACK PAIN	Extreme											Never	
WIND/BLOATING	Often											Never	
TOTAL													

OPTIMIZED NUTRITION IS THE KEY TO WELLNESS

NUTRITION SUPPORTS & MAINTAINS

- Many body processes
- Better resistance
- Sleep patterns
- Cleansing
- Optimum weight and shape
- Performance
- Energy Production



WHAT COULD BE STOPPING YOU FROM GETTING OPTIMIZED NUTRITION?

Nutrient Intake

Many soils are depleted of key nutrients and those that do exist are much lower than a generation ago. Even a healthy diet may not provide you with enough nutrients.

Processed Foods

These foods have a very low nutritional value. Known as empty calories/carbs, they actually create a deficit of key nutrients for the body.

Convenience

We like convenience in certain foods but it can come at a cost. The easiest of options often have the lowest of nutritional values.

Lifestyles

Lifestyles of high stress deplete the body of many nutrients and, when combined with other factors, leave many people malnourished of micro-nutrients.

IT'S TIME TO STOP JUST SURVIVING... & START OPTIMIZING!



Thank you for investing your time and resources to get your 'Optimize Immunity & Wellbeing' nutritional food plan.

Empower yourself and take the quantum leap towards optimal nutritional support today!

cell-wellbeing.com



DISCLAIMER:

These statements contained within this report have not been evaluated by the FDA. This product is not intended to diagnose, treat, cure, or prevent any disease. Advice and recommendations given in this report or in personal consultation by phone, email, in-person, online coaching, or otherwise, is at the reader's sole discretion and risk. You should see a qualified, licensed doctor before starting any nutritional or diet program. Information presented in this report is not to be interpreted as any kind of attempt to prescribe or practice medicine. These statements and information have not been evaluated by the Food and Drug Administration. No product offerings made as a result of this report are intended to treat, diagnose, cure or prevent any disease. You should always consult with a competent, fully-informed medical professional or health practitioner when making decisions having to do with your health. You are advised to investigate and educate yourself about any health related actions and choices you make.